



Bilbao
PORT



Bilbao, in the centre of the Atlantic Connected to 900 ports worldwide

The Port of Bilbao works with all classes of goods and vessels. It is open and operative 24 hours a day, every day of the year. Draughts of up to 32 m.





Hinterland and connections

Equidistant between Bordeaux (341 km.) and Madrid (396 km.), the Port of Bilbao operates inside a hinterland also marked by the towns of Toulouse, (456 km.), one of the centres of the European space industry, and Zaragoza (304 km.), a great logistics and industrial platform, and capital of the Ebro Corridor, which links Bilbao to Barcelona, with an extension to Madrid.

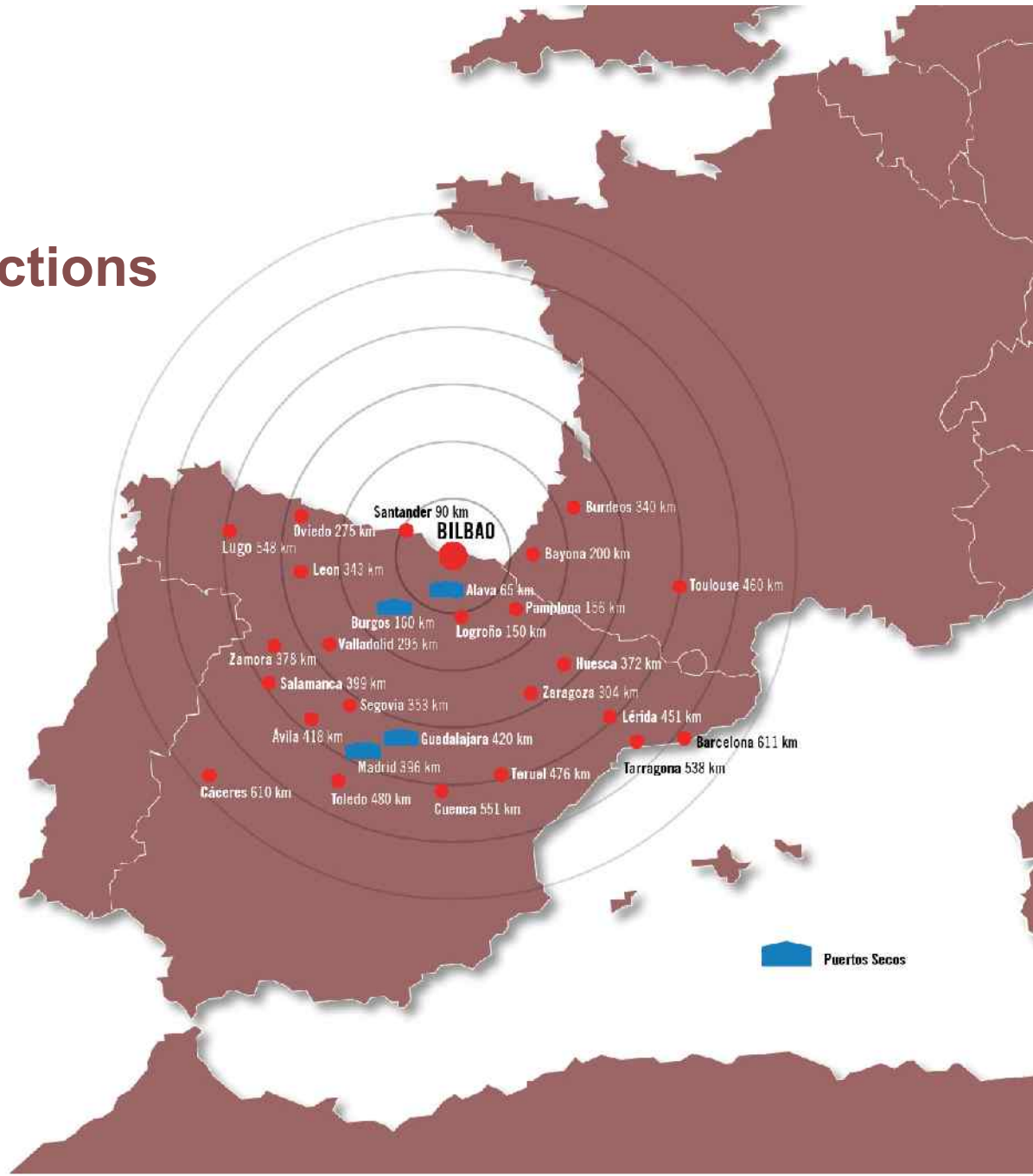
25 million people live in this hinterland.

Growing network of **dry ports** (Madrid, Guadalajara, Burgos, Alava)

LAND ACCESSES

Road: A-8, A-68

Rail: Connections to Madrid, Barcelona Valencia and Andalusia.



Land connections



The Port of Bilbao is directly linked to the existing motorway network.

A state-of-the-art railway terminal is within the port boundaries and all the port terminals are rail linked.



RAILWAY TERMINAL

Total surface: 120,500 m²

Marshalling Area: 8 rail tracks of up to 700 m. long

General Cargo Terminal: 2 lanes of 400 m

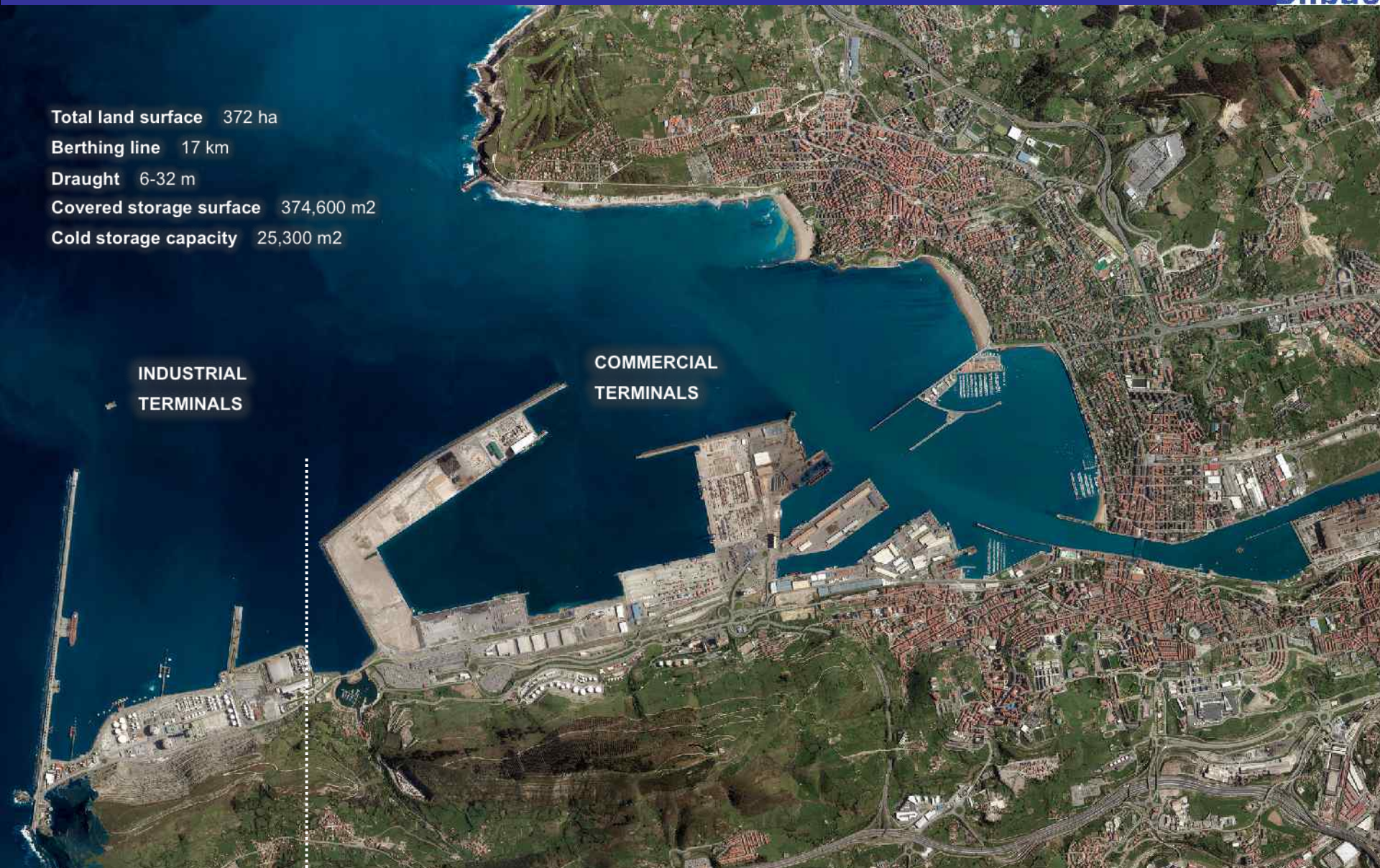
Container Terminal: 6 lanes of 450 m

Bilbao Port Terminals

Total land surface 372 ha
Berthing line 17 km
Draught 6-32 m
Covered storage surface 374,600 m²
Cold storage capacity 25,300 m²

INDUSTRIAL
TERMINALS

COMMERCIAL
TERMINALS



Outer Abra Extension Works. 1992-2019



Stage I and II (1991 – 2007)

Sheltering breakwaters:	5,3 km.
Surface:	200 ha.
Docks:	5, a total length of 3,25 km.
Drafts:	20-25 m.
Roads with four lanes:	5 km.
Roads with two lanes:	8,33 km.
Railway:	10 km.
Storage and Deposit Zone:	20 ha.
Total investment:	645 Millones de Euros
New Railway Container Terminal:	17,5 ha.

Stage III (2007 – 2019)

Surface:	116 ha.
New Docks:	3, a total length of 2,3 km. long
Drafts:	20–25 m.
Stage III of Storage and Deposit Zone:	4,6 ha.
Planned investment:	210 Millones de Euros



Port of Bilbao 2011 Traffic

31,726,811

**TOTAL
TRAFFIC**



VESSELS

Number	2,990
G.T.	41,669,327

CONTAINERS

Number of containers (T.E.U.S.)	572,784
---------------------------------	---------

PASSENGERS

EmbarKed	45,188
Disembarked	44,537
In transit	62,476
TOTAL	152,201

GOODS

EmbarKed	10,427,006
Disembarked	21,299,804

1. LIQUID BULK	17,860,893
1.1 Petroleum products	14,508,500
1.2 Other liquid bulk	892,730
1.3 Natural gas	2,459,614

2. SOLID BULK	4,000,342
----------------------	------------------

3. GENERAL CARGO	9,865,575
-------------------------	------------------

3.1 General container cargo	6,079,470
3.2 Other general cargo	3,786,106

TOTAL(1+2+3)	31,726,811
---------------------	-------------------

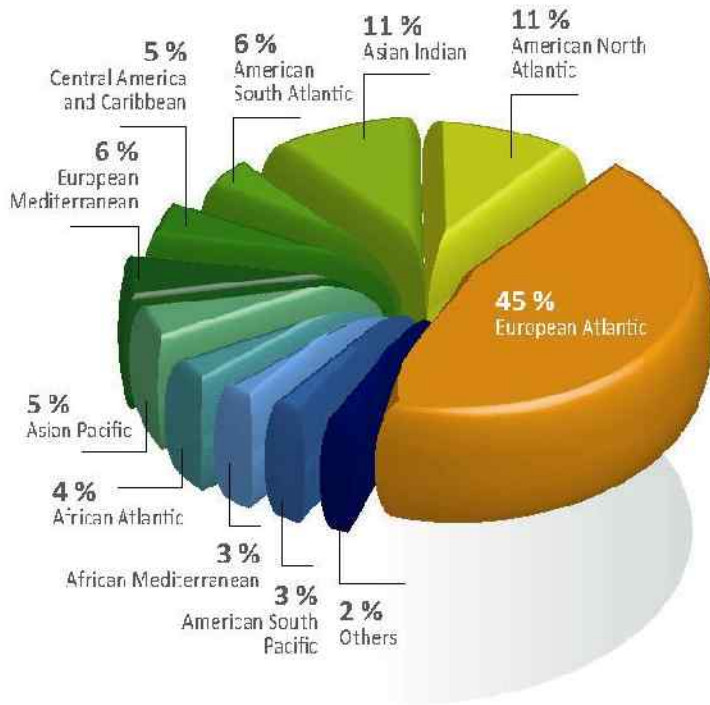


Port of Bilbao 2011 Traffic

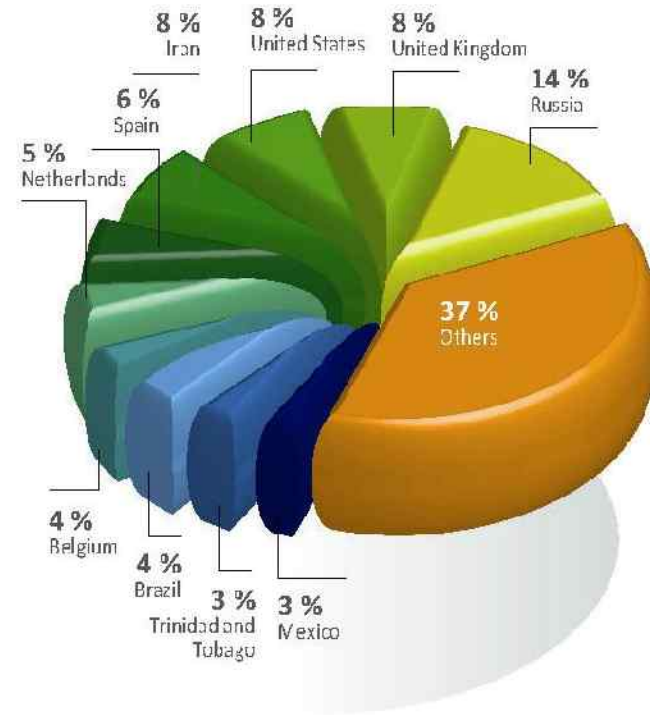
Worldwide distribution



Port of Bilbao 2011 Traffic



Traffic with main faces
Trafic de principales façades



Total traffic with ten main origins and destinations
Trafic total des dix premiers ports d'origine et de destination

Commercial Terminals



Containers



Conventional cargo



Ro-ro terminals



Solid bulks



Storage and distribuion zone



BAFT and Bonded Warehouse



Container Terminal



Berthing Line 1,500 m

Draught 21 m

Surface 450,000 m²

Loading facilities

9 portainer cranes of 32 to 65 tons

16 trastainer cranes of 32 to 42 tons.

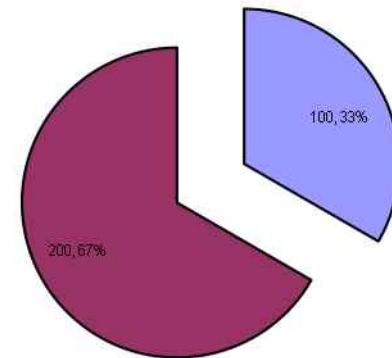
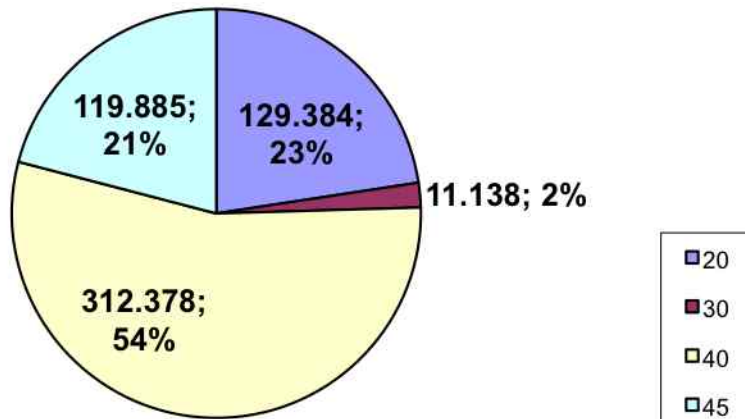
Main goods

Vehicles and parts, vinos, wines spirits and alcohol, machinery and spares, building materials.



Port of Bilbao 2011 Traffic

Tamaño / Size



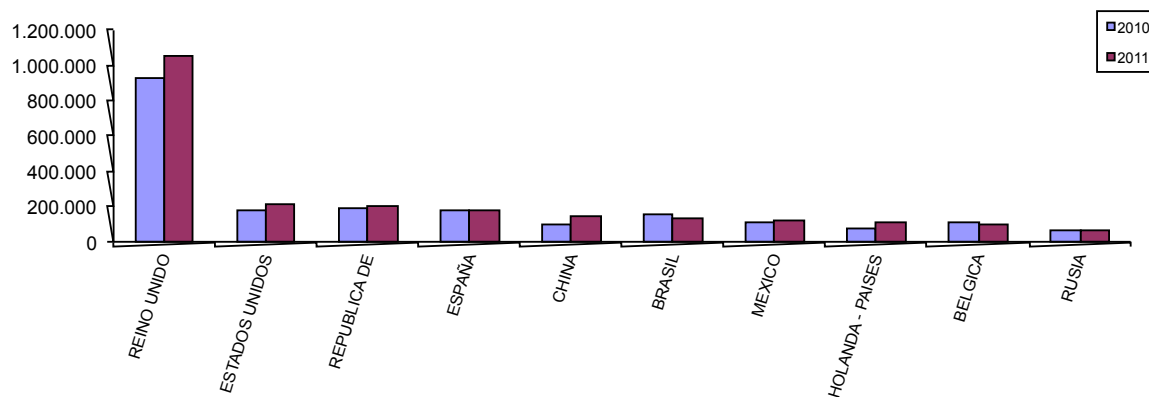
Loaded / Llenos
Empties / Vacíos

Port of Bilbao 2011 Traffic

Mercancias en Contenedor

Países

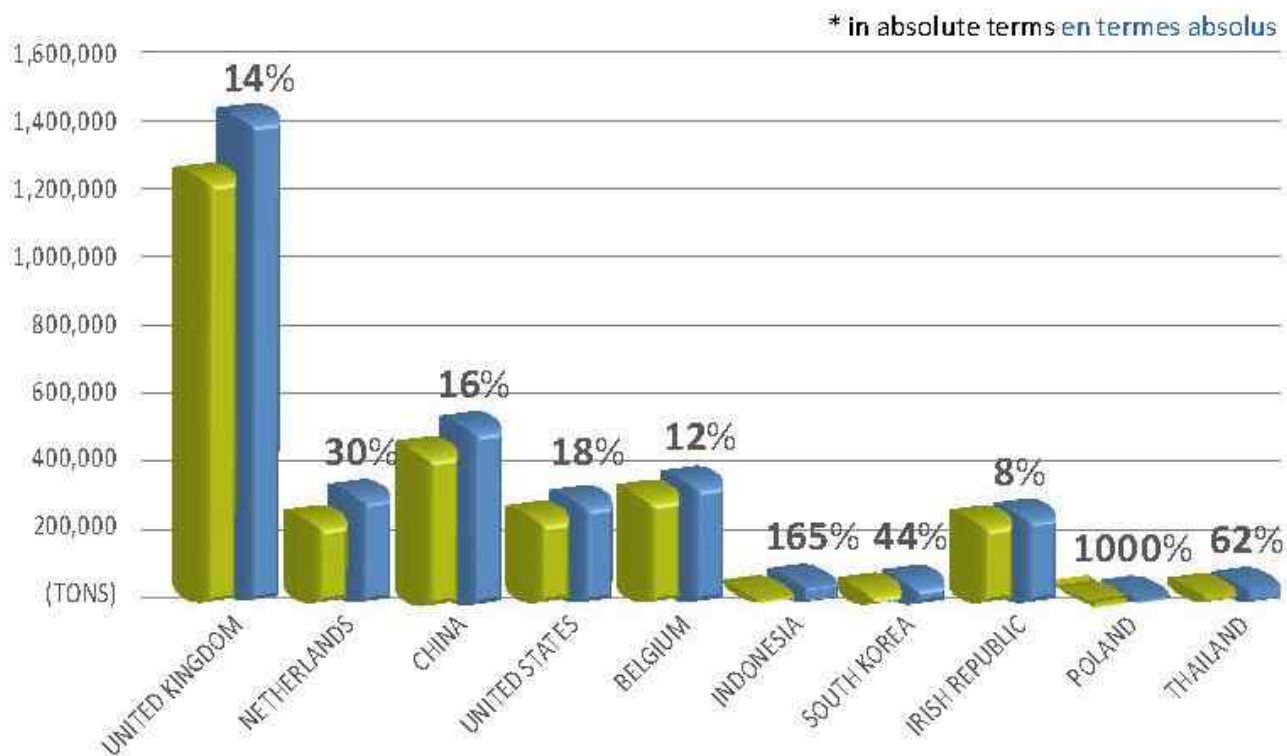
Country ranking of destination / Principales países de destino (t)



	descargadas	
	2010	2011
REINO UNIDO	375.817	425.045
CHINA	378.242	404.056
BELGICA	219.742	270.398
HOLANDA - PAISES BAJOS	185.889	220.995
ESPAÑA	159.040	124.500
PERU	97.522	106.247
ESTADOS UNIDOS	86.933	98.884
REPUBLICA DE IRLANDA	68.832	76.124
COREA DEL SUR	43.535	61.804
INDONESIA	16.507	51.841

Port of Bilbao 2011 Traffic

Most dynamic countries in container goods*
Pays les plus dynamiques pour les marchandises conteneurisées*



Thank you very much!!!



Autoridad Portuaria de Bilbao
www.bilbaoport.es